



EDDEMY School

Semester 1 2018 Feedback Survey



Report created by
Eddemy



Summary

Topic Description	Results	Comparison
School Belonging How much students feel that they are valued members of the school community.	67% ▲3 since last survey	65% Eddemy Schools
School Climate Perceptions of the overall social and learning climate of the school.	60% ▼2 since last survey	58% Eddemy Schools
School Engagement How attentive and invested students are in school.	67% ▲7 since last survey	63% Eddemy Schools
School Rigorous Expectations How much students feel that their teachers hold them to high expectations around effort, understanding, persistence, and performance in class.	73% ▲1 since last survey	73% Eddemy Schools
School Safety Perceptions of student physical and psychological safety at school.	68% ▲8 since last survey	64% Eddemy Schools
School Teacher-Student Relationships How strong the social connection is between teachers and students within and beyond the school.	68% ▼2 since last survey	65% Eddemy Schools

465 responses

School Belonging

Your average

67%

465 responses

Change

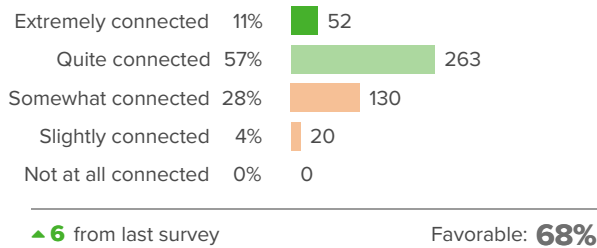
▲ 3

since last survey

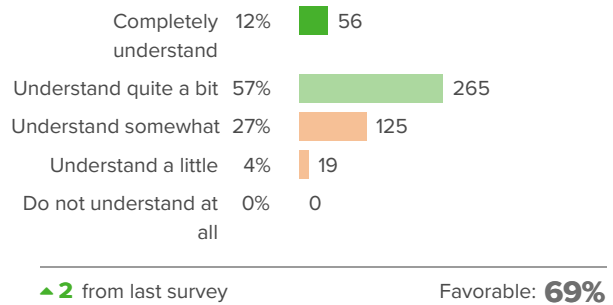
District average: **65%** Eddemy Schools

How did people respond?

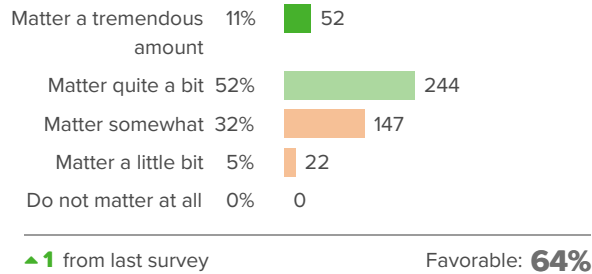
Q.1: How connected do you feel to the adults at your school?



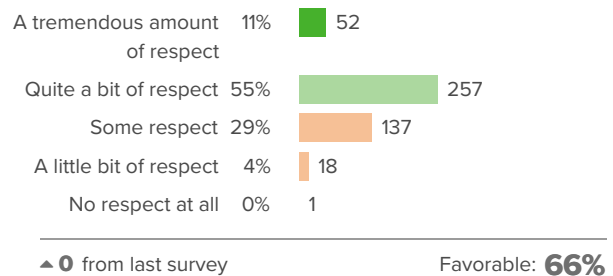
Q.2: How well do people at your school understand you as a person?



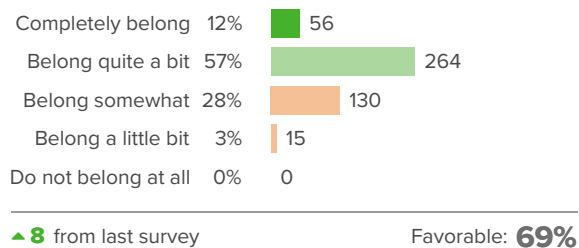
Q.3: How much do you matter to others at this school?



Q.4: How much respect do students in your school show you?



Q.5: Overall, how much do you feel like you belong at your school?



School Climate

Your average

60%

465 responses

Change

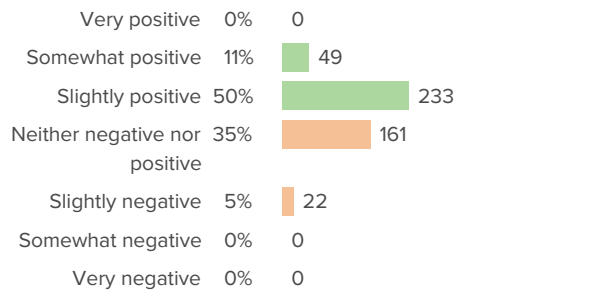
▼ 2

since last survey

District average: **58%** Eddemy Schools

How did people respond?

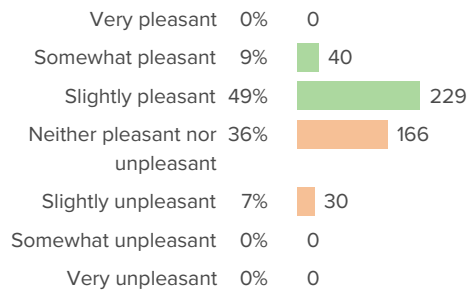
Q.1: How positive or negative is the energy of the school?



▼ 1 from last survey

Favorable: **61%**

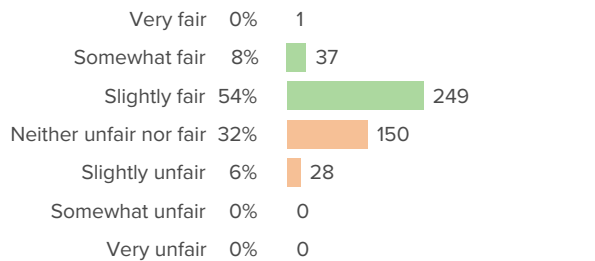
Q.2: How pleasant or unpleasant is the physical space at your school?



▼ 4 from last survey

Favorable: **58%**

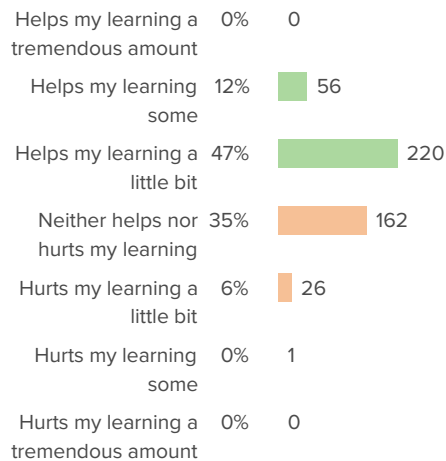
Q.3: How fair or unfair are the rules for the students at this school?



▼ 4 from last survey

Favorable: **62%**

Q.4: At your school, how much does the behavior of other students hurt or help your learning?

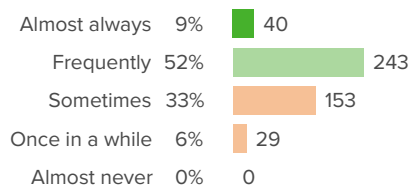


▼ 3 from last survey

Favorable: **59%**



Q.5: How often do your teachers seem excited to be teaching your classes?



▲ 3 from last survey

Favorable: **61%**

School Engagement

Your average

67%

465 responses

Change

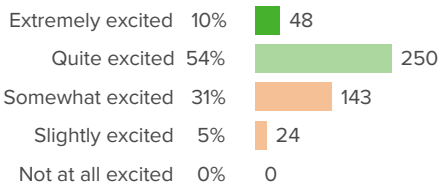
▲ 7

since last survey

District average: **63%** Eddemy Schools

How did people respond?

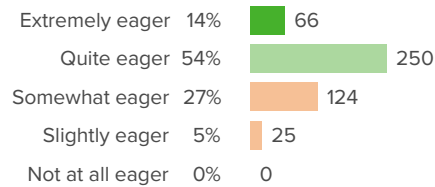
Q.1: How excited are you about going to your classes?



▲ 5 from last survey

Favorable: **64%**

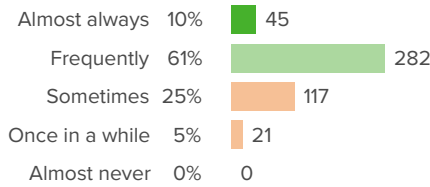
Q.2: In your classes, how eager are you to participate?



▲ 11 from last survey

Favorable: **68%**

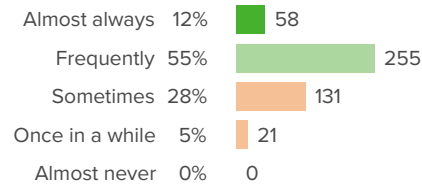
Q.3: How often do you get so focused on activities in your classes that you lose track of time?



▲ 9 from last survey

Favorable: **70%**

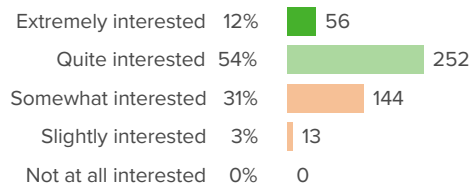
Q.4: When you are not in school, how often do you talk about ideas from your classes?



▲ 4 from last survey

Favorable: **67%**

Q.5: Overall, how interested are you in your classes?



▲ 5 from last survey

Favorable: **66%**

School Rigorous Expectations

Your average

73%

465 responses

Change

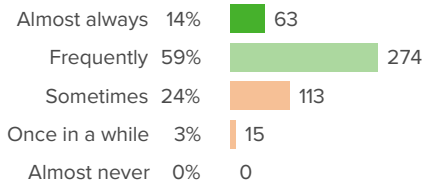
▲ 1

since last survey

District average: **73%** Eddemy Schools

How did people respond?

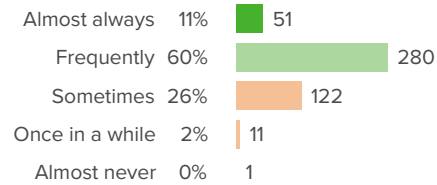
Q.1: How often do your teachers take time to make sure you understand the material?



▲ 4 from last survey

Favorable: **72%**

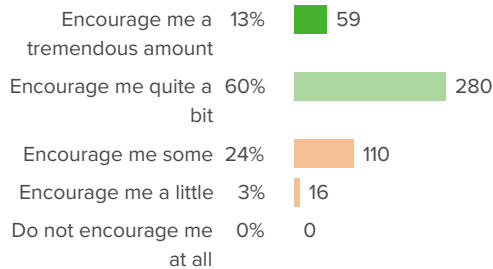
Q.2: How often do your teachers make you explain your answers?



▲ 1 from last survey

Favorable: **71%**

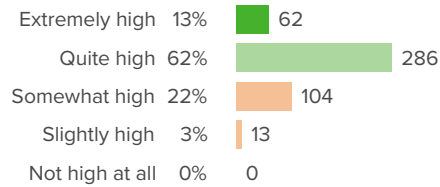
Q.3: How much do your teachers encourage you to do your best?



▲ 0 from last survey

Favorable: **73%**

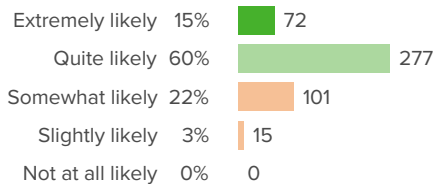
Q.4: Overall, how high are your teachers' expectations of you?



▼ 1 from last survey

Favorable: **75%**

Q.5: When you feel like giving up on a difficult task, how likely is it that your teachers will make you keep trying?



▲ 4 from last survey

Favorable: **75%**

School Safety

Your average

68%

465 responses

Change

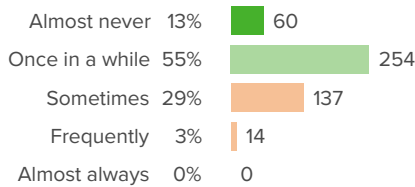
▲ 8

since last survey

District average: **64%** Eddemy Schools

How did people respond?

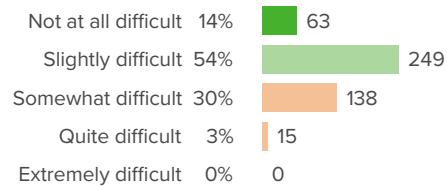
Q.1: How often are people disrespectful to others at your school?



▲ 10 from last survey

Favorable: **68%**

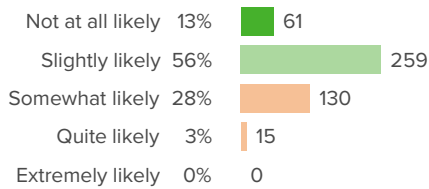
Q.2: If a student is bullied in school, how difficult is it for him/her to get help from an adult?



▲ 6 from last survey

Favorable: **67%**

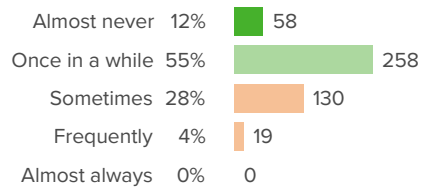
Q.3: How likely is it that someone from your school will bully you online?



▲ 10 from last survey

Favorable: **69%**

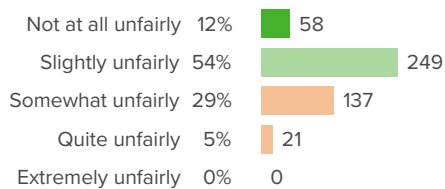
Q.4: How often do you worry about violence at your school?



▲ 3 from last survey

Favorable: **68%**

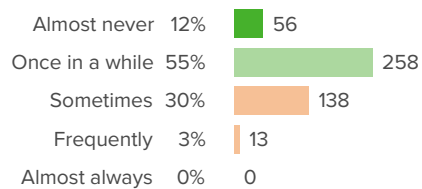
Q.5: At your school, how unfairly do the adults treat the students?



▲ 9 from last survey

Favorable: **66%**

Q.6: How often do students get into physical fights at your school?



▲ 7 from last survey

Favorable: **68%**

School Teacher-Student Relationships

Your average

68%

465 responses

Change

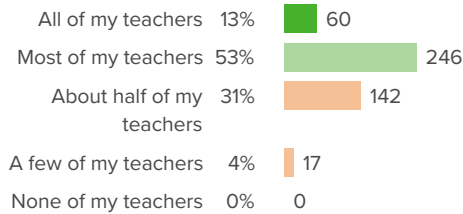
▼ **2**

since last survey

District average: **65%** Eddemy Schools

How did people respond?

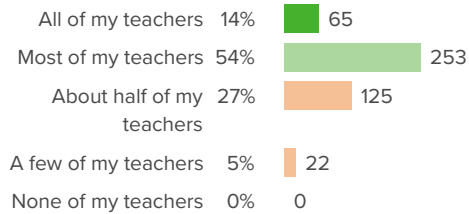
Q.1: How many of your teachers are respectful towards you?



▼ **5** from last survey

Favorable: **66%**

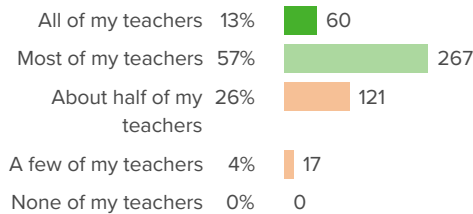
Q.2: If you walked into class upset, how many of your teachers would be concerned?



▼ **3** from last survey

Favorable: **68%**

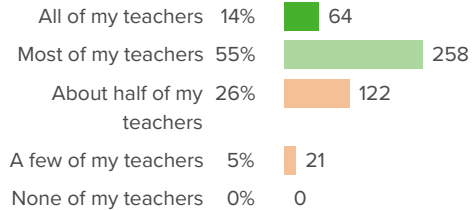
Q.3: If you came back to visit class three years from now, how many of your teachers would be excited to see you?



▲ **2** from last survey

Favorable: **70%**

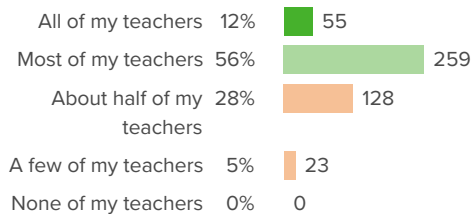
Q.4: When your teachers ask how you are doing, how many of them are really interested in your answer?



▲ **0** from last survey

Favorable: **69%**

Q.5: How many of your teachers would you be excited to have again in the future?



▼ **2** from last survey

Favorable: **68%**